





SOUTH SANTA BARBARA COUNTY

Residential Statistics: ONE Report

FEB 2020

www.fidelitysb.com | www.chicagotitlesb.com

SINGLE FAMILY	 <p>\$1,744,859 Average Sales Price</p> <p>\$1,189,500 Median Sales Price</p>	CONDOMINIUM	 <p>\$861,681 Average Sales Price</p> <p>\$682,500 Median Sales Price</p>	SINGLE FAMILY	<p>Sales Avg Median</p> <p>Carp \$1,775,667 \$1,058,500. Go \$970,500 \$886,000 Mont \$2,810,667 \$2,650,000 HR \$n/a \$n/a SB \$1,599,577 \$1,174,500 Summ \$n/a \$n/a</p>
	92 Single Family Sold February 2020		SINGLE		<p>February 2020 SALES</p> <p>Carpinteria 9 Goleta 14 Montecito 17 Hope Ranch 0 Santa Barbara 52 Summerland 0</p>
36 Condos Sold February 2020		CONDOMINIUM		<p>February 2020 SALES</p> <p>Carpinteria 6 Goleta 9 Montecito 1 Hope Ranch 0 Santa Barbara 20 Summerland 0</p>	<p>Total Sales 128 Feb '20 v Feb '19 (+10%)</p>
	Average Days on Market		Inventory 3.58 month supply		
		SFR		CONDO/PUD	
		82	63		

 <p>Condominium FEB '20 v. FEB '19</p>	<p>↓ -3%</p> <p>2020 36 Total Sales 2019 37 Total Sales</p>	<p>↑ 15%</p> <p>2020 \$861,681 Average 2019 \$751,419 Average</p>	<p>↑ 14%</p> <p>2020 \$682,500 Median 2019 \$600,000 Median</p>
 <p>Single Family FEB '20 v. FEB '19</p>	<p>↑ 16%</p> <p>2020 92 Total Sales 2019 79 Total Sales</p>	<p>↓ -21%</p> <p>2020 \$1,744,859 Average 2019 \$2,198,044 Average</p>	<p>↓ -8.5%</p> <p>2020 \$1,189,500 Median 2019 \$1,300,000 Median</p>