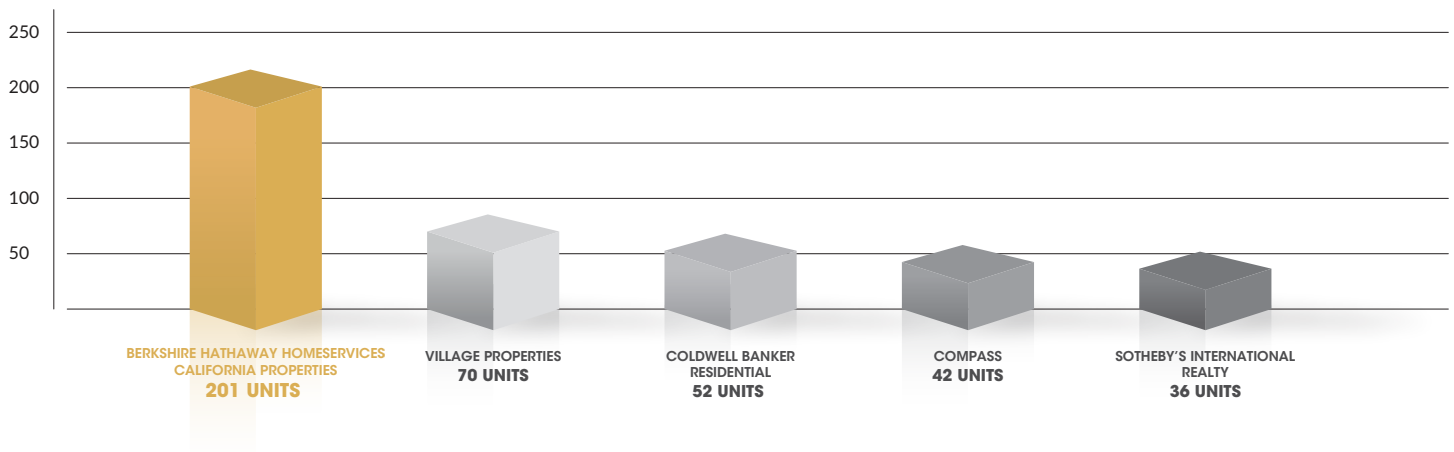


WHO SELLS THE MOST HOMES

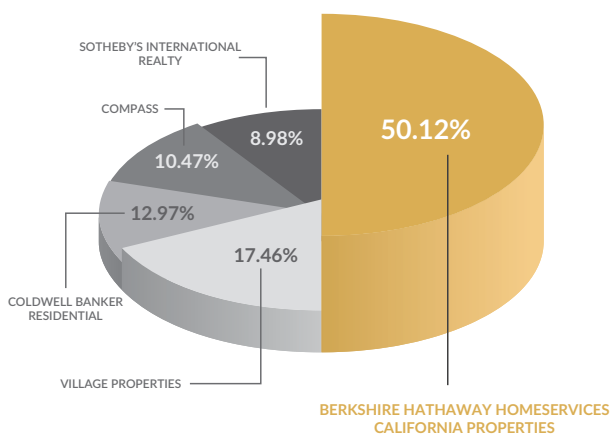
MONTECITO MARKET

10.01.2021 through 09.30.2022

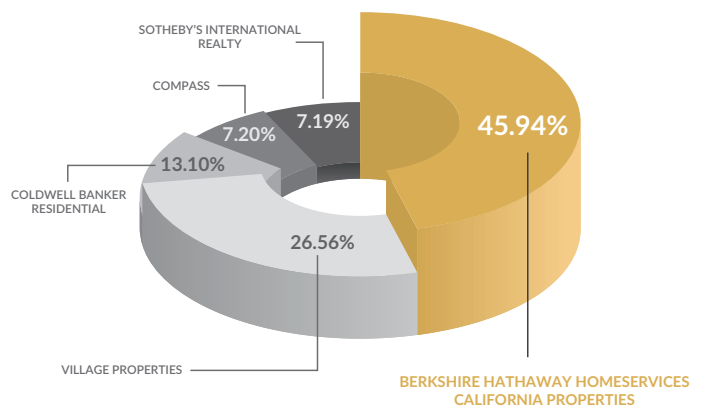
MARKET SHARE BY UNITS



MARKET SHARE UNITS BY %



MARKET SHARE DOLLAR AMOUNT BY %



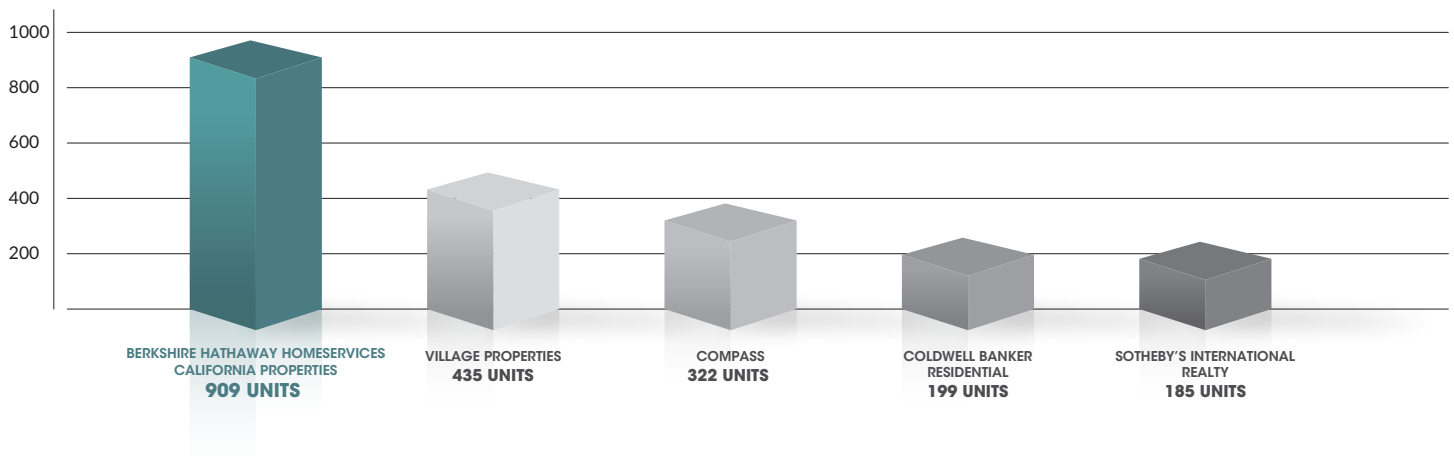
© 2022 Berkshire Hathaway HomeServices California Properties (BHSCP) is a member of the franchise system of BHH Affiliates LLC. BHH and the BHH symbol are registered service marks of Columbia Insurance Company, a Berkshire Hathaway affiliate. Properties may or may not be listed by the office/agent presenting this information. Based on information obtained from the MLS as of (09.30.2022). Display of MLS data is deemed reliable but is not guaranteed accurate by the MLS. Copyright Trendgraphix, Inc. 2013. This report is published October 2022, based on data available at the end of September 2022. Based on data supplied by the CARETS, Sandicor MLS, Santa Barbara Association of Realtors, Central Coastal MLS and Ventura County Coastal Association of Realtors. Neither the associations nor MLSs guarantee or are in any way responsible for their accuracy. Data maintained by associations or MLSs may not reflect all real estate activities in the market. Information deemed reliable but not guaranteed. **Office or agent information is not available

WHO SELLS THE MOST HOMES

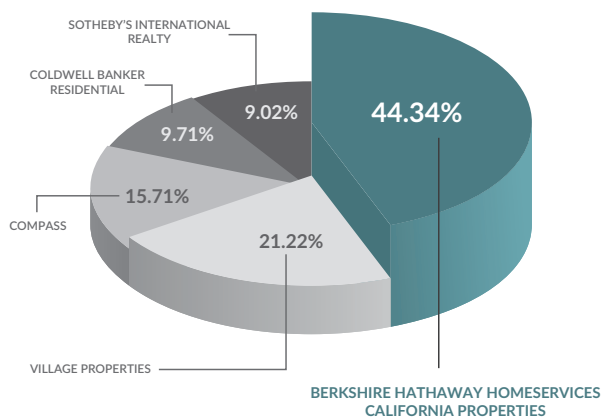
SANTA BARBARA MARKET

10.01.2021 through 09.30.2022

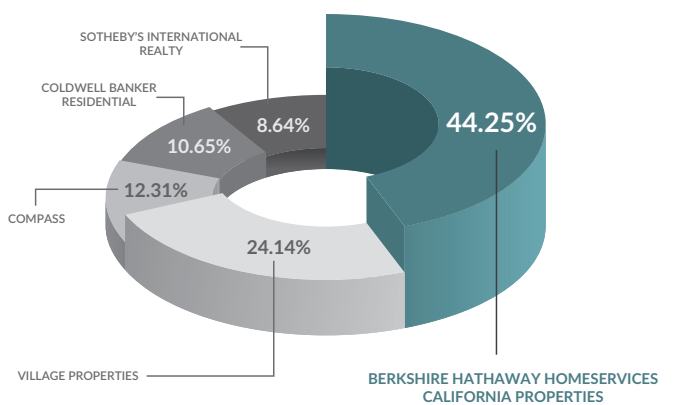
MARKET SHARE BY UNITS



MARKET SHARE UNITS BY %



MARKET SHARE DOLLAR AMOUNT BY %



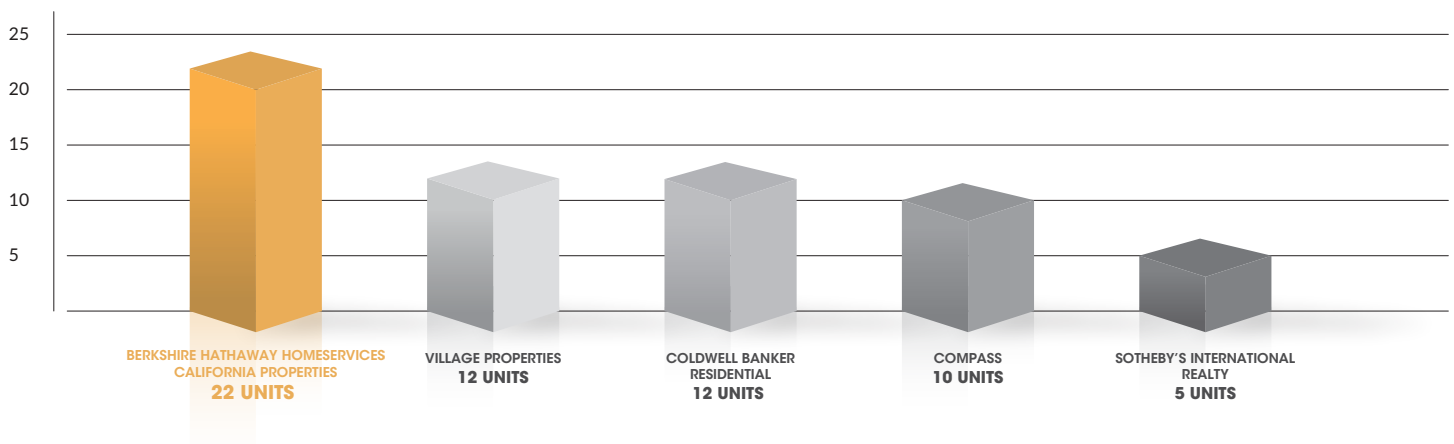
© 2022 Berkshire Hathaway HomeServices California Properties (BHSCP) is a member of the franchise system of BHH Affiliates LLC. BHH and the BHH symbol are registered service marks of Columbia Insurance Company, a Berkshire Hathaway affiliate. Properties may or may not be listed by the office/agent presenting this information. Based on information obtained from the MLS as of (09.30.2022). Display of MLS data is deemed reliable but is not guaranteed accurate by the MLS. Copyright Trendgraphix, Inc. 2013. This report is published October 2022, based on data available at the end of September 2022. Based on data supplied by the CARETS, Sandicor MLS, Santa Barbara Association of Realtors, Central Coastal MLS and Ventura County Coastal Association of Realtors. Neither the associations nor MLSs guarantee or are in any way responsible for their accuracy. Data maintained by associations or MLSs may not reflect all real estate activities in the market. Information deemed reliable but not guaranteed. **Office or agent information is not available

Who Sells THE MOST HOMES

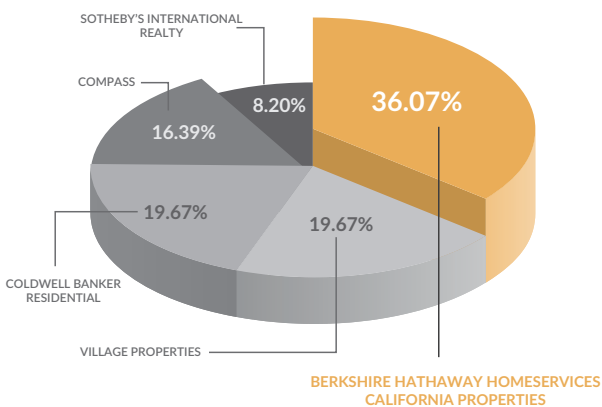
HOPE RANCH MARKET

10.01.2021 through 09.30.2022

MARKET SHARE BY UNITS



MARKET SHARE UNITS BY %



MARKET SHARE DOLLAR AMOUNT BY %

